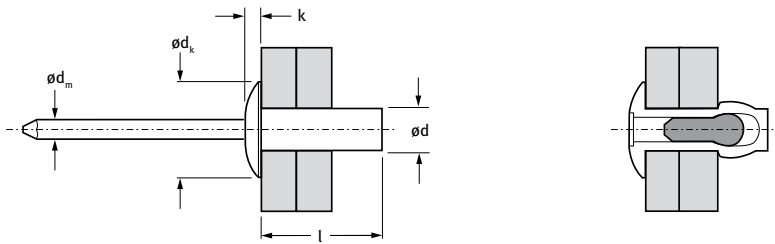








For installation information please refer to the tooling overview and manuals on our website.
 Pour les conditions de pose, merci de vous référer à la description de l'outil et aux manuels disponibles sur notre site Web.
 Angaben zur Verarbeitung entnehmen Sie bitte der Geräteübersicht und den Betriebsanleitungen auf unserer Website.
 Per informazioni sull'installazione preghiamo consultare i manuali e la panoramica degli attrezzi sul nostro sito web.
 Para ver información sobre máquinas de colocación, consulte nuestra página web, apartados visión general de máquinas y manuales.

English	Français	Deutsch	Italiano	Español
Dome head	Tête plate	Flachrundkopf	Testa tonda	Cabeza alomada
Body: Copper Polished	Corps: Cuivre Poli	Hülse: Kupfer Blank	Corpo: Rame Lucido	Cuerpo: Cobre Pulido
Stem: Steel Protection layer	Tige: Acier Couche protectrice	Dorn: Stahl Schutzschicht	Gambo: Acciaio Strato protettivo	Vástago: Acero Coupa protectora



ø nom.				ød	l	ød _k	k	ød _m	 kN	 kN	Part No/ref
	min.	max.									
3.2 (1/8")	0.5	1.5	3.3	3.2	6.5	6.0 [±0.24]	1.4	1.7	0.85	1.3	OSR03-03265
	1.5	3.0			8.0						OSR03-03280
	2.5	4.5			9.5						OSR03-03295
	4.5	7.5			12.5						OSR03-03212
4.0 (5/32")	0.5	2.0	4.1	4.0	8.0	8.0 [±0.29]	1.7	2.18	1.35	2.0	OSR03-04080
	2.0	4.0			10.0						OSR03-04010
4.8 (3/16")	1.0	2.5	4.9	4.8	9.5	9.5 [±0.29]	2.0	2.63	1.95	2.8	OSR03-04895
	2.5	4.5			11.5						OSR03-04811

all dimensions in mm / en millimètre / alle Maße in mm / in millimetri / en milímetros