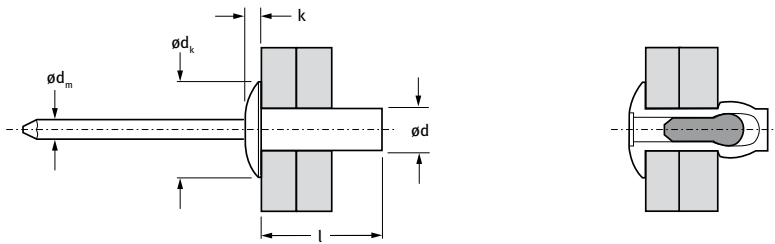








For installation information please refer to the tooling overview and manuals on our website.  
 Pour les conditions de pose, merci de vous référer à la description de l'outil et aux manuels disponibles sur notre site Web.  
 Angaben zur Verarbeitung entnehmen Sie bitte der Geräteübersicht und den Betriebsanleitungen auf unserer Website.  
 Per informazioni sull'installazione preghiamo consultare i manuali e la panoramica degli attrezzi sul nostro sito web.  
 Para ver información sobre máquinas de colocación, consulte nuestra página web, apartados visión general de máquinas y manuales.

English	Français	Deutsch	Italiano	Español
Dome head	Tête plate	Flachrundkopf	Testa tonda	Cabeza alomada
Body: Stainless steel* Polished	Corps: Inox* Poli	Hülse: Edelstahl* Blank	Corpo: Acciaio inox* Lucido	Cuerpo: Acero inoxidable* Pulido
Stem: Stainless steel* Polished	Tige: Inox* Poli	Dorn: Edelstahl* Blank	Gambo: Acciaio inox* Lucido	Vástago: Acero inoxidable* Pulido

\*: A2



$\varnothing$ nom.				$\varnothing d$ +0.08 -0.10	$l$ +1.0 -0.2	$\varnothing d_k$	$k$ max.	$\varnothing d_m$	 kN	 kN	Part No/ref
	min.	max.									
3.2 (1/8")	0.5	1.5	3.3	3.2	6.0	6.0 [±0.24]	1.4	1.9	2.0	2.5	OSR41-03260
	1.5	3.0			8.0						OSR41-03280
	3.0	5.0			9.5						OSR41-03210
	5.0	7.0			12.0						OSR41-03212
4.0 (5/32")	0.5	1.5	4.1	4.0	6.0	8.0 [±0.29]	1.7	2.3	3.0	4.0	OSR41-04060
	1.5	3.0			8.0						OSR41-04080
	3.0	5.0			9.5						OSR41-04095
	5.0	6.5			12.0						OSR41-04012
	6.5	10.5			16.0						OSR41-04016
4.8 (3/16")	1.0	3.0	4.9	4.8	8.0	9.5 [±0.29]	2.0	2.9	4.5	5.5	OSR41-04880
	3.0	5.0			9.5						OSR41-04895
	5.0	6.5			12.0						OSR41-04812
	6.5	10.5			16.0						OSR41-04816
	10.5	14.0			20.0						OSR41-04820

all dimensions in mm / en millimètre / alle Maße in mm / in millimetri / en milímetros