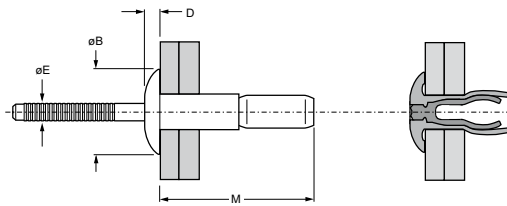



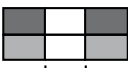
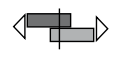



For installation information please refer to the tooling overview and manuals on our website.  
 Pour les conditions de pose, merci de vous référer à la description de l'outil et aux manuels disponibles sur notre site Web.  
 Angaben zur Verarbeitung entnehmen Sie bitte der Geräteübersicht und den Betriebsanleitungen auf unserer Website.  
 Per informazioni sull'installazione preghiamo consultare i manuali e la panoramica degli attrezzi sul nostro sito web.  
 Para ver información sobre máquinas de colocación, consulte nuestra página web, apartados visión general de máquinas y manuales.

English	Français	Deutsch	Italiano	Español
Protruding head	Tête bombée	Flachrundkopf	Testa tonda	Cabeza alomada
Body: Stainless steel*	Corps: Inox*	Hülse: Edelstahl*	Corpo: Acciaio inox*	Cuerpo: Acero inoxidable*
Stem: Stainless steel**	Tige: Inox**	Dorn: Edelstahl**	Gambo: Acciaio inox**	Vástago: Acero inoxidable**

\*: 302 Series  
 \*\*: 316 Series



Ø					M	ØB	D	ØE					Part No/ref
	nom.	min.	max.	min.					max.	max.	max.	max.	
4.8 (3/16")	1.57	6.86	4.93	5.18	21.39	10.16	2.29	3.10	5.78	6.89	4.44	4.67	CCPI-06-04
	5.44	11.10			25.48								CCPI-06-07
	1.57	11.10			25.48								CCPI-E06-07
6.4 (1/4")	2.03	9.53	6.63	7.01	28.42	13.46	2.97	4.11	10.67	11.79	8.22	9.12	CCPI-08-06
	2.03	11.10			30.00								CCPI-08-07
	8.89	15.88			33.66								CCPI-08-10
	2.03	15.88			36.35								CCPI-E08-10

all dimensions in mm / en millimètres / alle Maße in mm / in millimetri / en milímetros

1) typical values / valeurs moyennes / typische Werte / Valori tipici / valores típicos