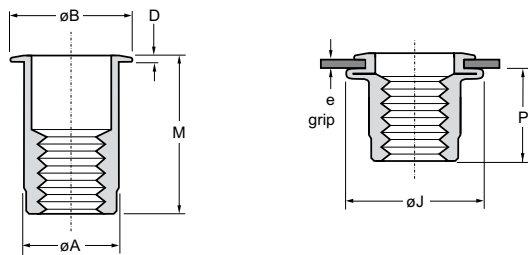





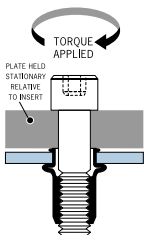
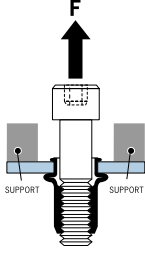
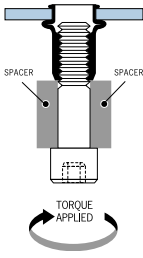
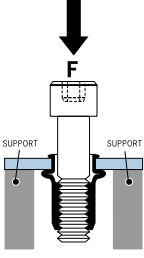
For installation information please refer to the tooling overview and manuals on our website.
 Pour les conditions de pose, merci de vous référer à la description de l'outil et aux manuels disponibles sur notre site Web.
 Angaben zur Verarbeitung entnehmen Sie bitte der Geräteübersicht und den Betriebsanleitungen auf unserer Website.
 Per informazioni sull'installazione preghiamo consultare i manuali e la panoramica degli attrezzi sul nostro sito web.
 Para ver información sobre máquinas de colocación, consulte nuestra página web, apartados visión general de máquinas y manuales.

English	Français	Deutsch	Italiano	Español
Large flange	A collerette	Flachkopf	Flangiato	Ala ancha
Splined body	Fût cannelé	Gerändelter Schaft	Corpo zigrinato	Cuerpo estriado
Steel	Acier	Stahl	Acciaio	Acero
Zinc plated	Revêtement zingué	Verzinkt	Zincato	Zincado
Clear trivalent passivated	Passivation claire trivalente	Klar chromatiert, Cr6-frei	Passivazione chiara trivalente	Pasivado claro trivalente



Thread filetage / Gewinde / filetto / rosca	e (grip)		 +0.15/-0	øA max.	øB ±0.25	D ±0.08	øJ max.	M ±0.38	P max.	Part No/ref
	min.	max.								
M4 x 0.7 6H	0.5	2.0	6.80	6.75	9.91	0.76	9.91	10.67	7.75	DLS-470-2.0
	2.0	3.3						11.94		DLS-470-3.3
M5 x 0.8 6H	0.5	3.3	7.60	7.55	10.54	0.76	11.43	12.07	8.00	DLS-580-3.3
	3.3	5.7						14.86		DLS-580-5.7
M6 x 1.0 6H	0.7	4.2	10.00	9.90	12.70	0.76	11.43	14.73	9.65	DLS-610-4.2
	4.2	6.6						17.27		DLS-610-6.6
M8 x 1.25 6H	0.7	3.8	13.50	13.45	17.40	0.89	13.97	17.53	11.94	DLS-8125-3.8
	3.8	7.9						20.45		DLS-8125-7.9
M10 x 1.5 6H	0.7	3.8	13.50	13.45	17.40	0.89	13.97	17.53	11.94	DLS-1015-3.8
	3.8	7.9						20.45		DLS-1015-7.9

all dimensions in mm / en millimètres / alle Maße in mm / in millimetri / en milímetros

Thread filetage / Gewinde / filetto / rosca	 Recommended max. torque Nm	 Pull-out kN	 Torque-to-turn Nm	 Push-out kN
M4 x 0.7 6H	6.2	2.3	1.1	0.8
M5 x 0.8 6H	10.7	2.8	1.4	1.5
M6 x 1.0 6H	18.1	3.0	1.4	1.4
M8 x 1.25 6H	N/A	5.0	2.7	2.3
M10 x 1.5 6H	N/A	5.0	2.7	2.3