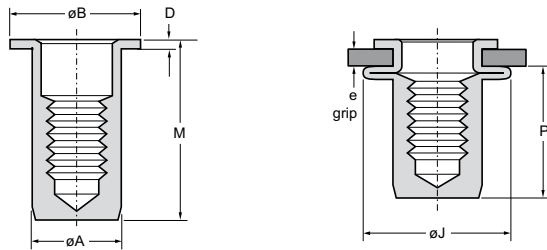





For installation information please refer to the tooling overview and manuals on our website.
 Pour les conditions de pose, merci de vous référer à la description de l'outil et aux manuels disponibles sur notre site Web.
 Angaben zur Verarbeitung entnehmen Sie bitte der Geräteübersicht und den Betriebsanleitungen auf unserer Website.
 Per informazioni sull'installazione preghiamo consultare i manuali e la panoramica degli attrezzi sul nostro sito web.
 Para ver información sobre máquinas de colocación, consulte nuestra página web, apartados visión general de máquinas y manuales.

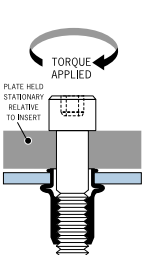
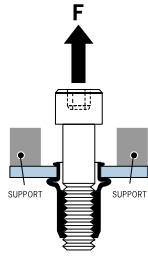
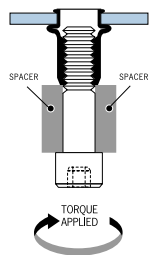
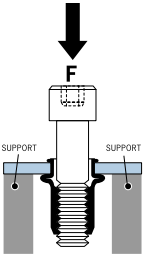
English	Français	Deutsch	Italiano	Español
Large flange	A collerette	Flachkopf	Flangiato	Ala ancha
Closed end	Borgne	Geschlossen	Fondo cieco	Fondo cerrado
Low carbon steel*	Acier bas carbone*	Stahl*	Acciaio a basso tenore di carbonio*	Acero bajo en carbono*
Zinc plated	Revêtement zingué	Verzinkt	Zincato	Zincado
Clear trivalent passivated	Passivation claire trivalente	Klar chromatiert, Cr6-frei	Passivazione chiara trivalente	Pasivado claro trivalente

* : DIN EN 10263-2 Qst 34-3, BS EN/DIN 10263-2 C8C, Werkstoff 1.0213, SAE 1008



Thread filetage / Gewinde / filetto / rosca	e (grip)		 +0.1/-0	ØA max.	ØB max.	D ± 0.13	ØJ max.	M max.	P max.	Part No/ref
	min.	max.								
M4 x 0.7	0.50	2.50	6.10	6.05	9.30	0.80	10.50	16.64	12.10	0FS58-70421
M5 x 0.8	0.50	2.50	7.10	7.05	10.30	1.00	13.30	17.56	12.30	0FS58-70522
M6 x 1.0	0.50	3.00	9.10	9.05	13.30	1.50	15.00	22.48	16.00	0FS58-70628
M8 x 1.25	1.00	4.00	11.10	11.05	14.30	1.50	18.60	25.84	19.80	0FS58-70832

all dimensions in mm / en millimètres / alle Maße in mm / in millimetri / en milímetros

Thread filetage / Gewinde / filetto / rosca	 Recommended max. torque Nm max.	 Pull-out kN	 Torque-to-turn Nm min.	 Push-out kN
	M4 x 0.7	5.1	5.5	1.5
M5 x 0.8	7.9	8.0	3.0	4.2
M6 x 1.0	12.4	10.8	3.4	6.5
M8 x 1.25	16.4	12.5	5.6	7.9